



City of Monroe, Washington  
Parks & Recreation Department

December, 2019

---

## Mission

**Protect and enhance the natural beauty of Monroe through the development of a vibrant system of parks, open space and trails. Provide citizens of all age's positive recreational opportunities in clean, safe and accessible recreation facilities. Enhance health, quality living and the natural environment for future generations.**

---

## Department Update

### Operations

December consisted of wrapping up maintenance tasks which included leaf clean up, year-end mowing, pruning, fixture, furnishing and sign repairs. The Parks and Recreation team members also worked to take down the holiday decorations on Main Street.



Parks and Recreation member Dan Pestana works to remove the holiday wreaths from Main Street while Bryan Olson looks on.

## Monroe Park Board

During their December 2019 meeting, the Monroe Park Board reviewed Tangram's Gateway and Wayfinding project for the city presented by City Administrator Deborah Knight. They approved both their 2020 Work Plan and 2019 Annual Report, and reviewed and moved to recommend to City Council an art donation proposal to be placed at a city park in memory of Kaci Edelbrook, a community member who passed away in 2018.

---

## Sculpture Reveal

The Sculpture reveal for Guardian of the Mountain Pass took place on a wet, cold day December 7<sup>th</sup> and despite the weather we had a great turnout from the community. The Everett Herald published an article on the sculpture which can be read at

<https://www.heraldnet.com/life/new-14-foot-tall-sculpture-in-monroe-inspired-by-mountain-goats/>



Left photo: Councilmember Kevin Hanford, Artist Milo White, Mayor Geoffrey Thomas, Artist Jay Bowen, Councilmember Kirk Scarboro and Councilmember Jeff Rasmussen pose for their photo with the new sculpture.

---

## City Parks Unmarked Trails Inspections

In 2017, a weekly maintenance monitoring emphasis by park staff was initiated on unmarked trails at Al Borlin and Sky River Parks to identify and resolve, in cooperation with our Police Department, any unlawful encampments that may occur in City parks. Attached is the comprehensive data from 2017 to preview. The following is a summary of data for the past month:

**Locations: Al Borlin Park, Sky River Park**

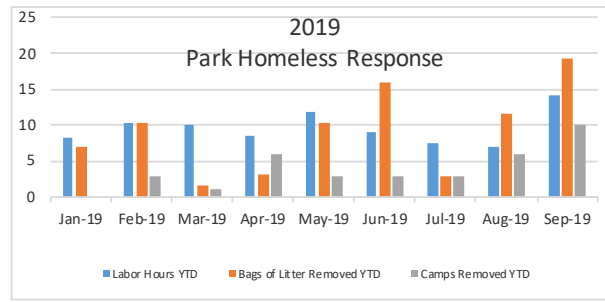
| DATE  | TOTAL LABOR HOURS | # BAGS OF LITTER COLLECTED | NOTES                                                                     |
|-------|-------------------|----------------------------|---------------------------------------------------------------------------|
| 12/3  | 9.5               | 4                          |                                                                           |
| 12/10 | 8                 | 2                          | 1 camp found at Sky River Park and 2 at Al Borlin Park. Police contacted. |
| 12/17 | 10                | 0                          |                                                                           |
| 12/24 | 1                 | 0                          |                                                                           |
| 12/30 | 8                 | 0                          |                                                                           |
| Avg.  | 7.3               | 1.2                        |                                                                           |
|       |                   |                            | See attached Parks Homeless Response Data 2017- 2019                      |

**Volunteer Opportunities** Join the City of Monroe team by volunteering your talent and time to support City programs, projects and events. Volunteering is an opportunity to learn about Monroe’s diverse community, understand how local government works and connect with other community members. The City offers on-going and one-time event volunteer opportunities. If you are interested in volunteering, or seeking additional information, please contact Katie Darrow at (360) 863-4519.

Visit the City website [www.monroewa.gov](http://www.monroewa.gov) for information on upcoming programs and events.

## 2017-2019 Park Homelessness Response

|                   | Labor Hours<br>YTD | Bags of Litter<br>Removed YTD | Camps Removed<br>YTD |
|-------------------|--------------------|-------------------------------|----------------------|
| Jan-19            | 8.3                | 7                             |                      |
| Feb-19            | 10.2               | 10.3                          | 3                    |
| Mar-19            | 10                 | 1.5                           | 1                    |
| Apr-19            | 8.5                | 3.25                          | 6                    |
| May-19            | 11.9               | 10.25                         | 3                    |
| Jun-19            | 9                  | 16                            | 3                    |
| Jul-19            | 7.5                | 3                             | 3                    |
| Aug-19            | 6.9                | 11.5                          | 6                    |
| Sep-19            | 14.25              | 19.25                         | 10                   |
| Oct-19            | 7.3                | 19.4                          | 6                    |
| Nov-19            | 7.5                | 0.875                         | 4                    |
| Dec-19            | 7.3                | 1.2                           | 3                    |
| <b>Total 2019</b> | <b>108.65</b>      | <b>103.525</b>                | <b>48</b>            |



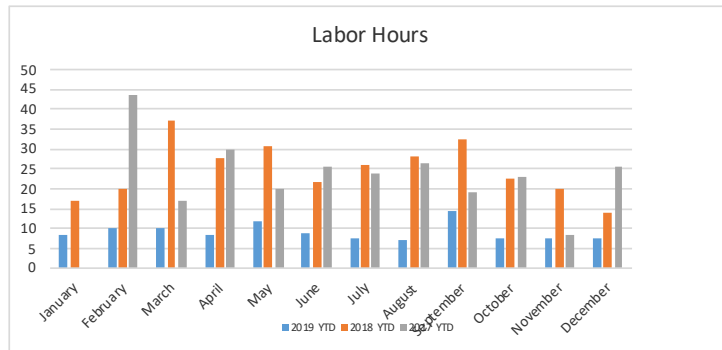
|                   | Labor Hours  | Bags of Litter<br>Removed | Camps Removed |
|-------------------|--------------|---------------------------|---------------|
| Jan-18            | 17           | 5                         | 0             |
| Feb-18            | 20           | 12                        | 0             |
| Mar-18            | 37           | 32                        | 4             |
| Apr-18            | 27.5         | 14                        | 0             |
| May-18            | 30.5         | 20                        | 5             |
| Jun-18            | 21.5         | 21                        | 5             |
| Jul-18            | 26           | 13                        | 3             |
| Aug-18            | 28           | 13                        | 3             |
| Sep-18            | 32.5         | 10                        | 1             |
| Oct-18            | 22.5         | 14                        | 6             |
| Nov-18            | 20           | 5                         | 0             |
| Dec-18            | 14           | 5                         | 0             |
| <b>Total 2018</b> | <b>296.5</b> | <b>164</b>                | <b>27</b>     |



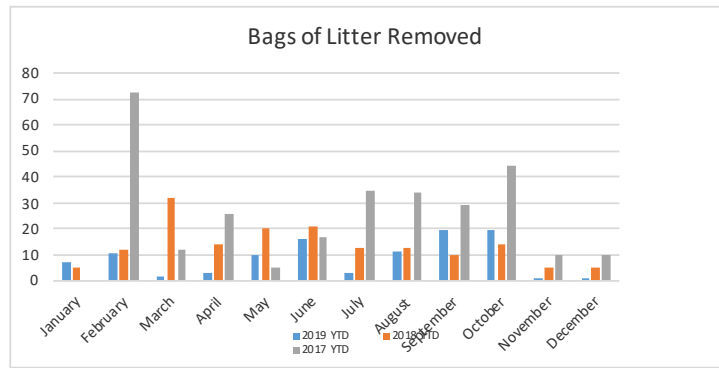
|                   | Labor Hours  | Bags of Litter<br>Removed | Camps Removed |
|-------------------|--------------|---------------------------|---------------|
| Feb-17            | 43.5         | 72.5                      | 4             |
| Mar-17            | 17           | 12                        | 3             |
| Apr-17            | 30           | 26                        | 0             |
| May-17            | 20           | 5                         | 0             |
| Jun-17            | 25.5         | 17                        | 2             |
| Jul-17            | 24           | 35                        | 3             |
| Aug-17            | 26.5         | 34                        | 3             |
| Sep-17            | 19           | 29                        | 2             |
| Oct-17            | 23           | 44                        | 1             |
| Nov-17            | 8.5          | 10                        | 3             |
| Dec-17            | 25.5         | 10                        | 1             |
| <b>Total 2017</b> | <b>262.5</b> | <b>294.5</b>              | <b>22</b>     |



| Labor Hours | 2019 YTD | 2018 YTD | 2017 YTD |
|-------------|----------|----------|----------|
| January     | 8.3      | 17       | 0        |
| February    | 10.2     | 20       | 43.5     |
| March       | 10       | 37       | 17       |
| April       | 8.5      | 27.5     | 30       |
| May         | 11.9     | 30.5     | 20       |
| June        | 9        | 21.5     | 25.5     |
| July        | 7.5      | 26       | 24       |
| August      | 6.9      | 28       | 26.5     |
| September   | 14.25    | 32.5     | 19       |
| October     | 7.3      | 22.5     | 23       |
| November    | 7.5      | 20       | 8.5      |
| December    | 7.3      | 14       | 25.5     |



| Bags of Litter Removed | 2019 YTD | 2018 YTD | 2017 YTD |
|------------------------|----------|----------|----------|
| January                | 7        | 5        | 0        |
| February               | 10.3     | 12       | 72.5     |
| March                  | 1.5      | 32       | 12       |
| April                  | 3.25     | 14       | 26       |
| May                    | 10.25    | 20       | 5        |
| June                   | 16       | 21       | 17       |
| July                   | 3        | 13       | 35       |
| August                 | 11.5     | 13       | 34       |
| September              | 19.25    | 10       | 29       |
| October                | 19.4     | 14       | 44       |
| November               | 0.875    | 5        | 10       |
| December               | 1.2      | 5        | 10       |



| Camps Removed | 2019 YTD | 2018 YTD | 2017 YTD |
|---------------|----------|----------|----------|
| January       |          | 0        | 0        |
| February      | 3        | 0        | 4        |
| March         | 1        | 4        | 3        |
| April         | 6        | 0        | 0        |
| May           | 3        | 5        | 0        |
| June          | 3        | 5        | 2        |
| July          | 3        | 3        | 3        |
| August        | 6        | 3        | 3        |
| September     | 10       | 1        | 2        |
| October       | 6        | 6        | 1        |
| November      | 4        | 0        | 3        |
| December      | 3        | 0        | 1        |

