



Mission

Protect and enhance the natural beauty of Monroe through the development of a vibrant system of parks, open space and trails. Provide citizens of all age's positive recreational opportunities in clean, safe and accessible recreation facilities. Enhance health, quality living and the natural environment for future generations.

Department Update

Snohomish County Moves into Phase 2

On June 5, 2020 Snohomish County moved into phase 2 which allowed for the re-opening of park facilities. Our Parks crew worked fast to open all 14 park facilities in Monroe. These openings included: Wiggly Field Dog Park, Board and Blade Skate Park, tennis courts, basketball courts, restrooms, playgrounds, covered shelters (up to gathering limit), and sports fields for limited practices in compliance with the Governor's guidelines for sporting activities.

Operations

Parks and Recreation Department team members have been busy in June with daily recreation use of our park's facilities and athletic fields, as well as scheduled maintenance, cleaning and repair work on facilities, equipment and landscaped areas. With Snohomish County moving into phase 2, our athletic fields are fully booked which is keeping our staff busy.

Parks Crew Plants Medians Downtown

Our Parks Department staff have been busy cleaning and planting the medians for summer. In past years, this work was done through a contract with the Monroe Correctional Facility, but current circumstances prevented this partnership this year. Even though our parks crew is short-staffed and busy now that parks are reopened, the crew stepped up to complete this work, all the while wearing face coverings and following current workplace guidelines.



Fryelands Boulevard Sidewalk & Trail System Connection

Public Works Department staff completed connecting sidewalk and trail gaps with hard surfacing along the east side of Fryelands Boulevard just north of Wales Street. This improvement connects both a north/south sidewalk gap along the east side of Fryelands Blvd, as well as the east/west pedestrian trail that connects Lake Tye Park with Stanton Meadows Park. Our department is appreciative of the assistance received from the Public Works Department to complete these connections.



Walk the Heart

On June 3, 2020 under the recommendation from Mayor Thomas, the Monroe Parks Department created a special heart-shaped trail at Sky River Park. The inspiration for the path is to bring everyone together when we are asked to stay apart. It was the Mayor's hope that each of us would take the time as we Walked the Heart to reflect upon what each of us can do better... and what WE can do better as a community.



Community members are encouraged to Walk the Heart at Sky River Park.

Monroe Park Board

During the June Park Board Meeting, Boardmembers received an overview of the Parks and Recreation and Open Space (PROS) masterplan. The overview described the purpose, goal schedule of the planning process; proposals received and consultant selected to recommend to City Council; scope of work; including research and deliverables. Boardmembers also learned from Director Farrell about the City park response to COVID-19 pandemic, describing closures,

reopening, and rules associated with Governor Inslee’s phased approach to returning to typical schedules.

If approved by City Council July 14th, park staff and consultant team will begin the process of updating the City’s PROS plan starting with inventory and public outreach. Please look for our announcements and invitation to participate in this exciting effort and opportunity to influence the future of our parks and well-being and health of our community. The PROS plan is scheduled to be completed December 2021.

City Parks Unmarked Trails Inspections

In 2017, a weekly maintenance monitoring emphasis by park staff was initiated on unmarked trails at Al Borlin and Sky River Parks to identify and resolve, in cooperation with our Police Department, any unlawful encampments that may occur in City parks. Attached is the comprehensive data from 2017 to the present. The following is a summary of data for the past month:

Locations: Al Borlin Park, Sky River Park

| DATE | TOTAL LABOR HOURS | # BAGS OF LITTER COLLECTED | NOTES |
|-------------|-------------------|----------------------------|--|
| 6/2 | 8 | 1 | 1 camp found at Al Borlin Park. Police contacted. |
| 6/9 | 4 | 12 | 1 camp found at Sky River Park. Police contacted. |
| 6/16 | 5.5 | 1 | |
| 6/30 | 7.5 | 1 | |
| Avg. | 6.25 | 3.75 | |
| | | | See attached Parks Homeless Response Data 2017- 2020 |

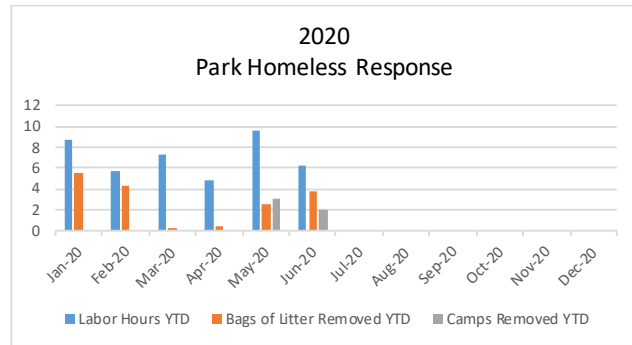
Volunteer Opportunities

Due to COVID-19 the City of Monroe’s volunteering has been temporarily suspended. If you have any questions or would like additional information, please contact Katie Darrow at (360) 863-4519.

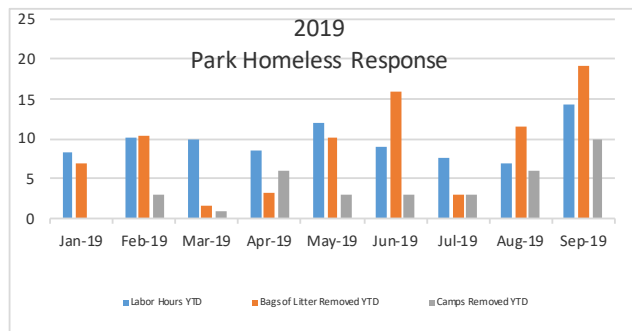
Visit the City website www.monroewa.gov for information on upcoming programsss and events.

**2017-2020
Park Homelessness Response**

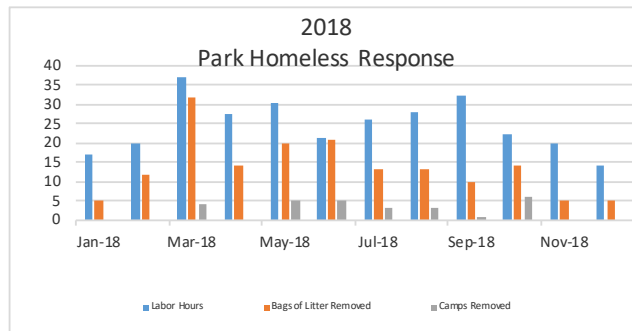
| | Labor Hours YTD | Bags of Litter Removed YTD | Camps Removed YTD |
|-------------------|--------------------|-------------------------------|----------------------|
| Jan-20 | 8.75 | 5.5 | 0 |
| Feb-20 | 5.67 | 4.33 | 0 |
| Mar-20 | 7.25 | 0.25 | 0 |
| Apr-20 | 4.9 | 0.4 | 0 |
| May-20 | 9.625 | 2.5 | 3 |
| Jun-20 | 6.25 | 3.75 | 2 |
| Jul-20 | | | |
| Aug-20 | | | |
| Sep-20 | | | |
| Oct-20 | | | |
| Nov-20 | | | |
| Dec-20 | | | |
| Total 2020 | 42.445 | 16.73 | 5 |



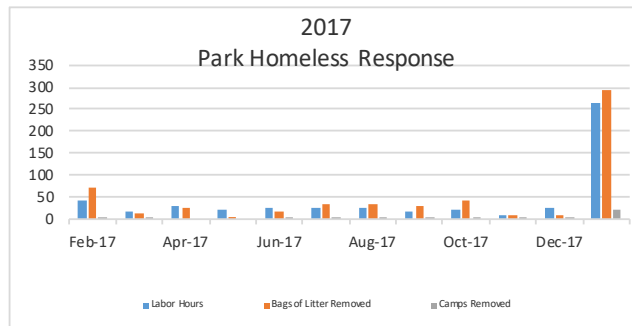
| | Labor Hours YTD | Bags of Litter Removed YTD | Camps Removed YTD |
|-------------------|--------------------|-------------------------------|----------------------|
| Jan-19 | 8.3 | 7 | |
| Feb-19 | 10.2 | 10.3 | 3 |
| Mar-19 | 10 | 1.5 | 1 |
| Apr-19 | 8.5 | 3.25 | 6 |
| May-19 | 11.9 | 10.25 | 3 |
| Jun-19 | 9 | 16 | 3 |
| Jul-19 | 7.5 | 3 | 3 |
| Aug-19 | 6.9 | 11.5 | 6 |
| Sep-19 | 14.25 | 19.25 | 10 |
| Oct-19 | 7.3 | 19.4 | 6 |
| Nov-19 | 7.5 | 0.875 | 4 |
| Dec-19 | 7.3 | 1.2 | 3 |
| Total 2019 | 108.65 | 103.525 | 48 |



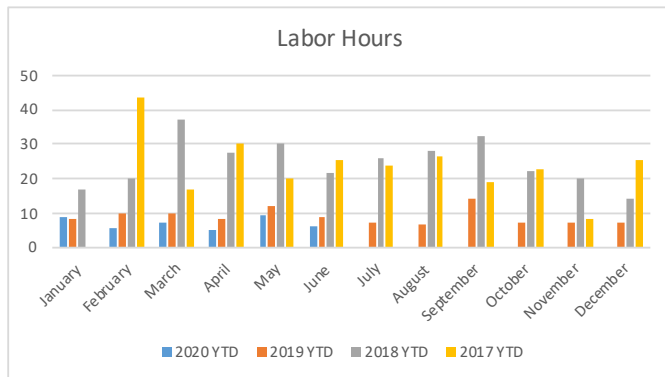
| | Labor Hours | Bags of Litter Removed | Camps Removed |
|-------------------|--------------|---------------------------|---------------|
| Jan-18 | 17 | 5 | 0 |
| Feb-18 | 20 | 12 | 0 |
| Mar-18 | 37 | 32 | 4 |
| Apr-18 | 27.5 | 14 | 0 |
| May-18 | 30.5 | 20 | 5 |
| Jun-18 | 21.5 | 21 | 5 |
| Jul-18 | 26 | 13 | 3 |
| Aug-18 | 28 | 13 | 3 |
| Sep-18 | 32.5 | 10 | 1 |
| Oct-18 | 22.5 | 14 | 6 |
| Nov-18 | 20 | 5 | 0 |
| Dec-18 | 14 | 5 | 0 |
| Total 2018 | 296.5 | 164 | 27 |



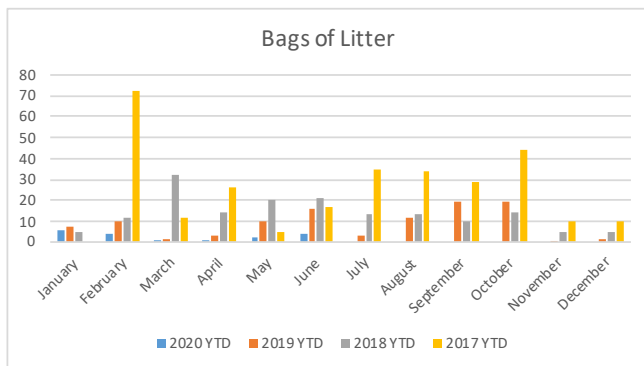
| | Labor Hours | Bags of Litter Removed | Camps Removed |
|-------------------|--------------|---------------------------|---------------|
| Feb-17 | 43.5 | 72.5 | 4 |
| Mar-17 | 17 | 12 | 3 |
| Apr-17 | 30 | 26 | 0 |
| May-17 | 20 | 5 | 0 |
| Jun-17 | 25.5 | 17 | 2 |
| Jul-17 | 24 | 35 | 3 |
| Aug-17 | 26.5 | 34 | 3 |
| Sep-17 | 19 | 29 | 2 |
| Oct-17 | 23 | 44 | 1 |
| Nov-17 | 8.5 | 10 | 3 |
| Dec-17 | 25.5 | 10 | 1 |
| Total 2017 | 262.5 | 294.5 | 22 |



| Labor Hours | 2020 YTD | 2019 YTD | 2018 YTD | 2017 YTD |
|-------------|----------|----------|----------|----------|
| January | 8.75 | 8.3 | 17 | 0 |
| February | 5.67 | 10.2 | 20 | 43.5 |
| March | 7.25 | 10 | 37 | 17 |
| April | 4.9 | 8.5 | 27.5 | 30 |
| May | 9.625 | 11.9 | 30.5 | 20 |
| June | 6.25 | 9 | 21.5 | 25.5 |
| July | | 7.5 | 26 | 24 |
| August | | 6.9 | 28 | 26.5 |
| September | | 14.25 | 32.5 | 19 |
| October | | 7.3 | 22.5 | 23 |
| November | | 7.5 | 20 | 8.5 |
| December | | 7.3 | 14 | 25.5 |



| Bags of Litter Removed | 2020 YTD | 2019 YTD | 2018 YTD | 2017 YTD |
|------------------------|----------|----------|----------|----------|
| January | 5.5 | 7 | 5 | 0 |
| February | 4.33 | 10.3 | 12 | 72.5 |
| March | 0.25 | 1.5 | 32 | 12 |
| April | 0.4 | 3.25 | 14 | 26 |
| May | 2.5 | 10.25 | 20 | 5 |
| June | 3.75 | 16 | 21 | 17 |
| July | | 3 | 13 | 35 |
| August | | 11.5 | 13 | 34 |
| September | | 19.25 | 10 | 29 |
| October | | 19.4 | 14 | 44 |
| November | | 0.875 | 5 | 10 |
| December | | 1.2 | 5 | 10 |



| Camps Removed | 2020 YTD | 2019 YTD | 2018 YTD | 2017 YTD |
|---------------|----------|----------|----------|----------|
| January | 0 | 0 | 0 | 0 |
| February | 0 | 3 | 0 | 4 |
| March | 0 | 1 | 4 | 3 |
| April | 0 | 6 | 0 | 0 |
| May | 3 | 3 | 5 | 0 |
| June | 2 | 3 | 5 | 2 |
| July | | 3 | 3 | 3 |
| August | | 6 | 3 | 3 |
| September | | 10 | 1 | 2 |
| October | | 6 | 6 | 1 |
| November | | 4 | 0 | 3 |
| December | | 3 | 0 | 1 |

